

VACUU·SELECT

Software-Version V1.08 / V1.01

16.01.2024

Release Notes

V1.08 / V1.01, 16.01.2024

- Extended VACUU-LAN functionality
 - Additional operation mode “vacuum control” (e.g. for life science applications)
 - Extended parameterization (e.g. maximum motor speed for VARIO pumps)
- Changed factory setting: Energy saving mode activated by default
- Extended group authorization settings in user management
 - Restriction on starting processes
 - Granting full access via remote control
- Recordings in the data logger now take the pressure unit into account
- More robust processing of Modbus TCP communication
 - If processing times are longer, the controller reports busy state (Exception Code 0x06)
- Elimination of very rare communication errors related to inlet valves INLET-V 1
- Minor bugfixes and optimizations

Older versions

V1.07 / V1.00, 16.05.2022

- Bugfixes and optimizations

V1.06 / V1.00, 25.08.2021

- Support for user management via optional function extensions
- Custom applications can contain multiple, non-nested loop steps
- Modbus TCP: Reuse of the received unit ID in response ADUs
- Modbus TCP: Extension of existing data models (see separate operating instructions)
- Support for serial interface command IN_STAT
- Process control
 - Boiling pressure automatic: Using a separate parameter, the speed can be limited when a boiling point is tracked
 - Venting: Permanent opening of the venting valve possible for the set duration
 - VACUU-LAN: Corrected behaviour in the event of rapid pressure changes during the monitoring phase
 - VACUU-LAN: Corrected speed reduction for VARIO pumps during the follow-up phase
 - Optimized VARIO control for successive process steps Pump Down, Vacuum Control or Hold Vacuum
- Support for language Czech
- Minor bugfixes and optimizations

V1.05 / V1.00, 18.11.2019

- Optimized control of 8 cylinder VARIO pumps
- Advanced settings for Modbus TCP interface
- Minor bug fixes

V1.04 / V1.00, 03.05.2019

- Support for Ethernet based communication via Modbus TCP
- Support for serial communication RS-232 protocol
- Required accessories: USB-RS-232 adapter cable (order number 20637838) and null-modem cable (order number 20637837)
- Interface commands compatible with CVC 3000
- Extended settings for the storage of diagnostics and process data
- Minor bug fixes and updates to improve usability

V1.03 / V1.00, 13.11.2018

- Support of pumping units PC 520 select and PC 620 select
- Minor bug fixes

V1.02 / V1.00, 22.10.2018

- Extension of the standard application 'Boiling Point Detection'
- Minor bugfixes

V1.01 / V1.00, 01.08.2018

- Added compatibility with ATEX VARIO pumping units
- Optimized control behavior
- Bug fixing for pressure unit 'Torr'
- Revised order of the standard applications
- Minor bug fixes

V1.00 / V1.00, 14.06.2018

- First Release

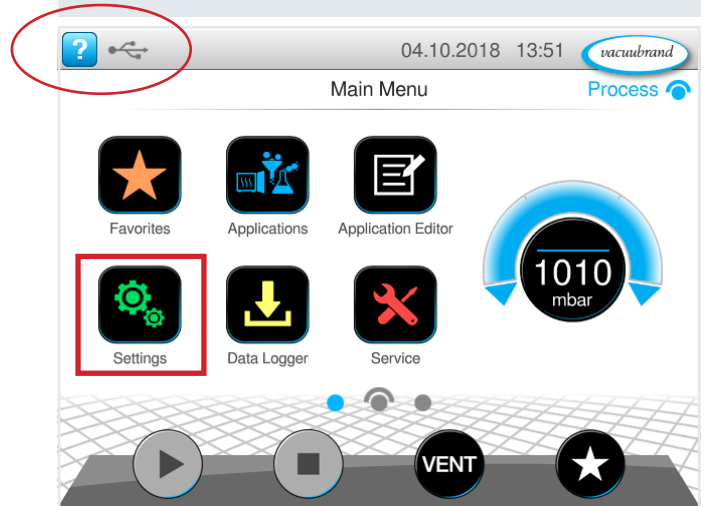
Instructions for software updates

IMPORTANT: Do not interrupt the power supply during the update.

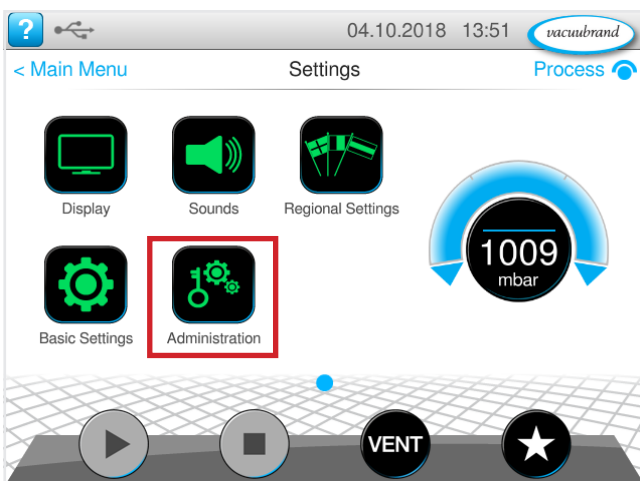
1 Insert the USB drive with new software into the controller



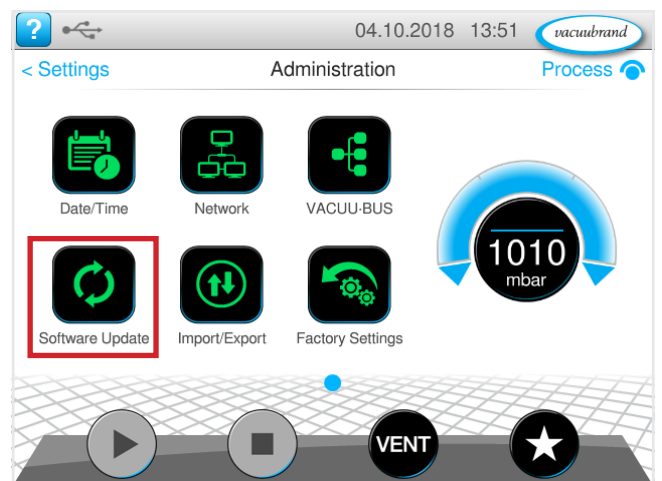
2 Select Settings from the Main Menu



3 Select Administration from the Settings Menu



4 Select Software Update from the Administration Menu



5 Follow the instructions on the display

If you have any questions, please contact our service department at +49 9342 808-5660. We will be glad to help you.